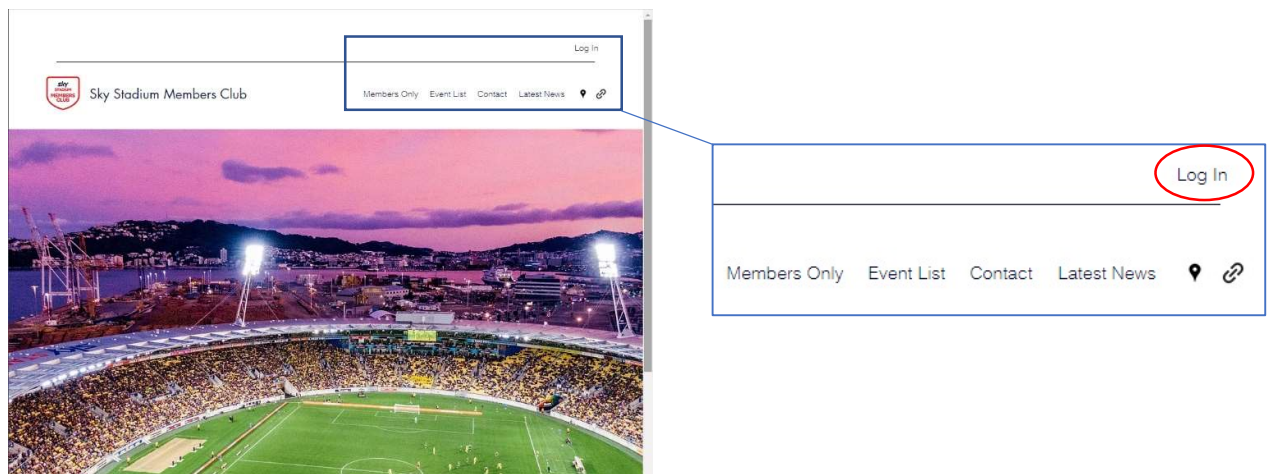


Sky Stadium Members Portal Guide

In October 2021, a new members portal was set up to provide immediate and exclusive information to Sky Stadium Members. There will be discount codes, pre-sale links, exclusive invitations, and general member news that is not available to the public, provided on this website.


To log in, visit <https://www.skystadiummembers.com/> or access from the Sky Stadium website via the Memberships page. Click **Log In** to become a member of the website.




You can sign up using Facebook, Google or an email address. If your ID/email is different to what is on your membership account, please let us know so that we can confirm access.

Sign Up

Already a member? [Log In](#)

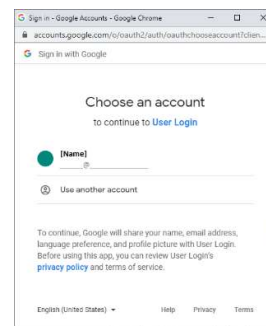
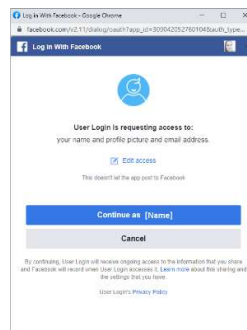
 [Sign up with Facebook](#)

 [Sign up with Google](#)

or

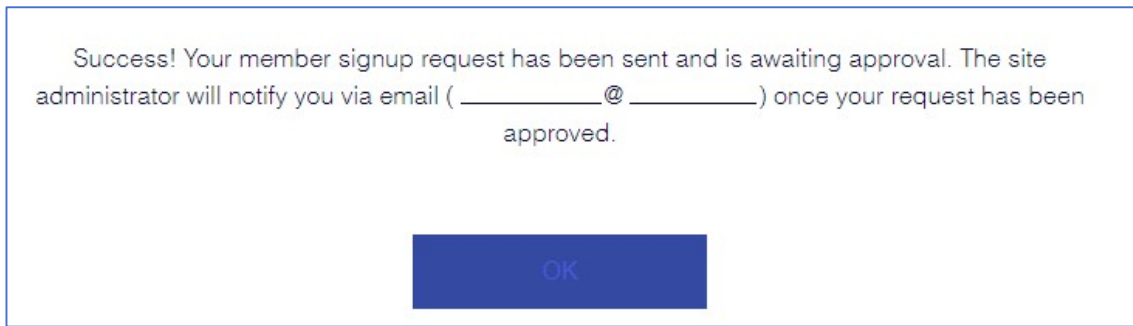
[Sign up with email](#)

☐ Join this site's community. [Read more](#)

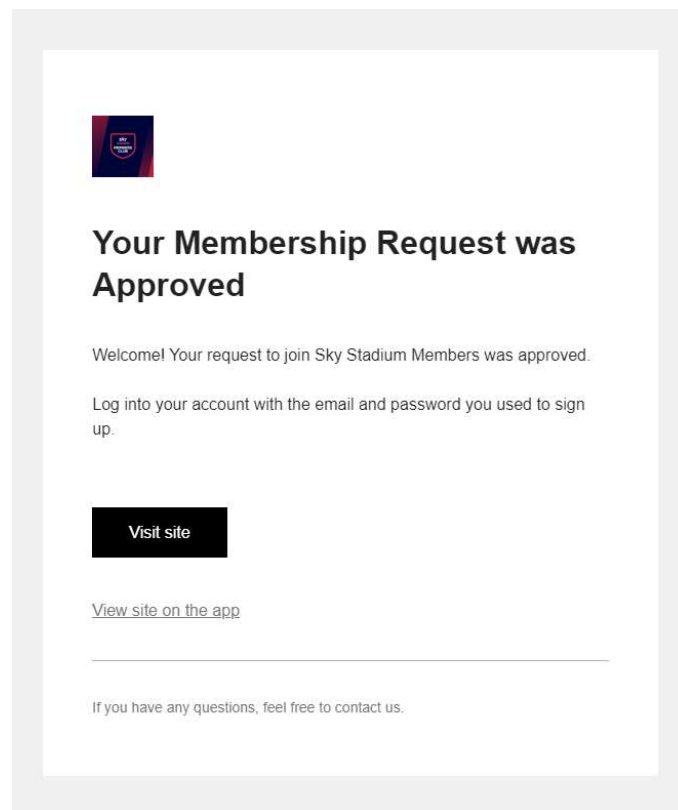


[Sign Up](#)

Upon signing up to the Members Portal, you'll receive a confirmation message.



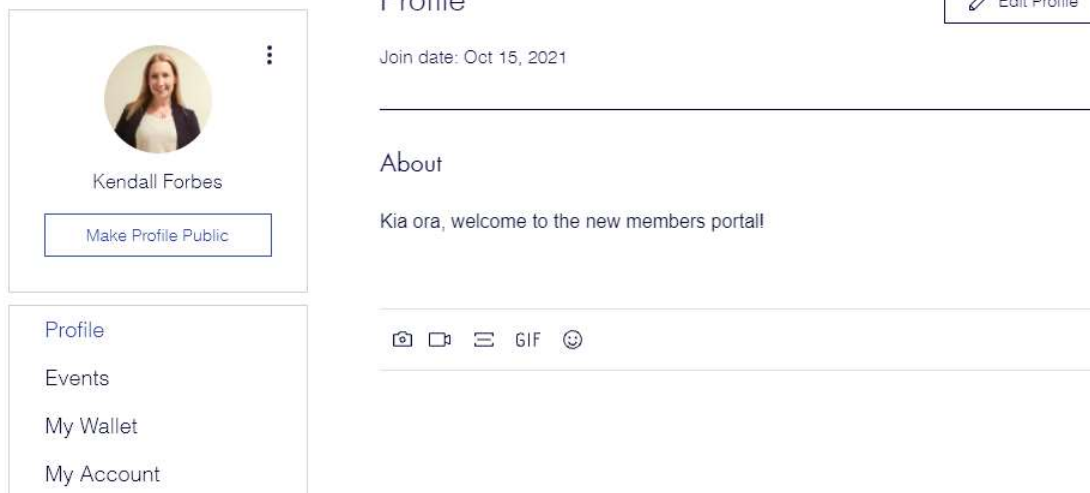
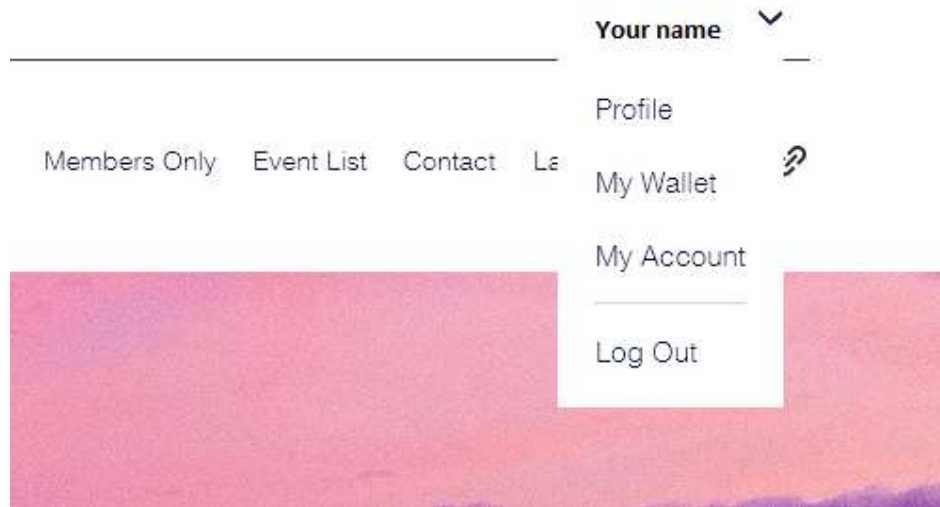
Access is confirmed during workdays and usually within a few minutes but can take up to a couple of hours. Check your email for confirmation of access to the Members Portal. Only Sky Stadium Members are provided access to the portal so we appreciate your patience as we cross-check information.



Once you have become a member of the website, you do not have to sign up again, simply select **Log In** from the **Sign Up** menu.

Click **Members Only** to view the latest news and information for Sky Stadium Members.

Along with **Members Only** information, you also have an online account you can log into. Access this by clicking on your login name at the top of the menu to see the dropdown options.



Under the **Profile** section you can add a photo and some information about yourself. This is optional. At this stage we recommending skipping **My Wallet** as we will not take payments online at this stage.

My Account can be filled in so that when you RSVP to Member Only events, it will auto-fill for you. The **Events** section will show which Members Only events you have RSVP'd to.

If you have any issues or questions, there is a **Let's Chat** button on each page.

